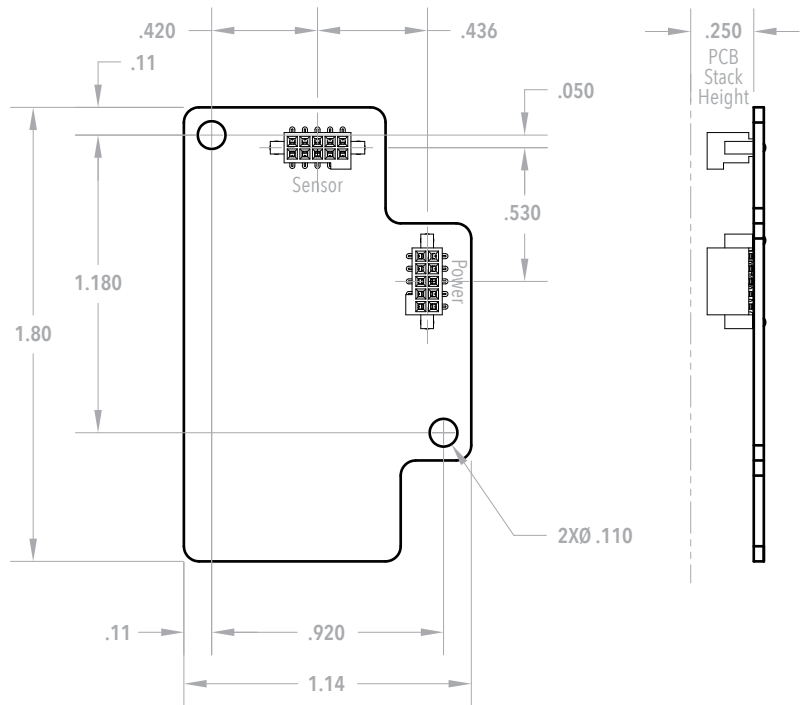


MSX-2040D

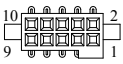
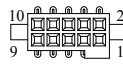
Masimo SET[®] OEM Board

DIMENSIONS

Dimensions	Typical
Width	1.14 inch
Length	1.80 inch
Board Thickness	0.062 inch
Stack Height	0.360 inch max
Mounting Hole	0.110 inch
Top Height	0.200 inch
Bottom Height	0.100 inch



CONNECTOR DATA

Connector Description	Power and Communications Connector	Sensor Connector
Number of Pins	10	10
Configuration	2 rows of 5	2 rows of 5
Angle	Vertical	Vertical
Pin Grid	0.050 inch	0.050 inch
Manufacturer Part #	Samtec SFM-105-02-S-D-A 	Samtec SFM-105-02-S-D-A 

DC POWER REQUIREMENTS

	Typical	Maximum
Input Voltage	+3.3V	±5%
Line/Load Regulation	-	50 mVrms
Avg. Power	45 mW	150 mW

SERIAL INTERFACE

	Fixed
Baud Rate (fixed)	9600 bps

Masimo U.S.
Tel: 1 877 4 Masimo
info-america@masimo.com

Masimo International
Tel: +41 32 720 1111
info-international@masimo.com

